

1922

A **four-year degree program** is established. Claude B. Hutchison becomes director of the Davis campus, which is renamed the Northern Branch of the College of Agriculture.

1926

An **agricultural engineering** program is established as a major in **Berkeley's College of Engineering**, with courses offered **at the Davis campus**. An agricultural engineering building (Walker Hall) is completed.

1952

Stanley B. Freeborn is named the first provost of the Davis campus. **The College of Agriculture at Davis separates from Berkeley.**

1961

The UC Davis Graduate Division is established. The Department of Dramatic Art and Speech is formed.

STUDENTS AND ALUMNI

33,300

Number of students enrolled in fall 2012

213,626

Number of living alumni with degrees


COLLEGES/SCHOOLS/DIVISIONS

4 colleges

Agricultural and Environmental Sciences, Biological Sciences, Engineering, Letters and Science

6 professional schools

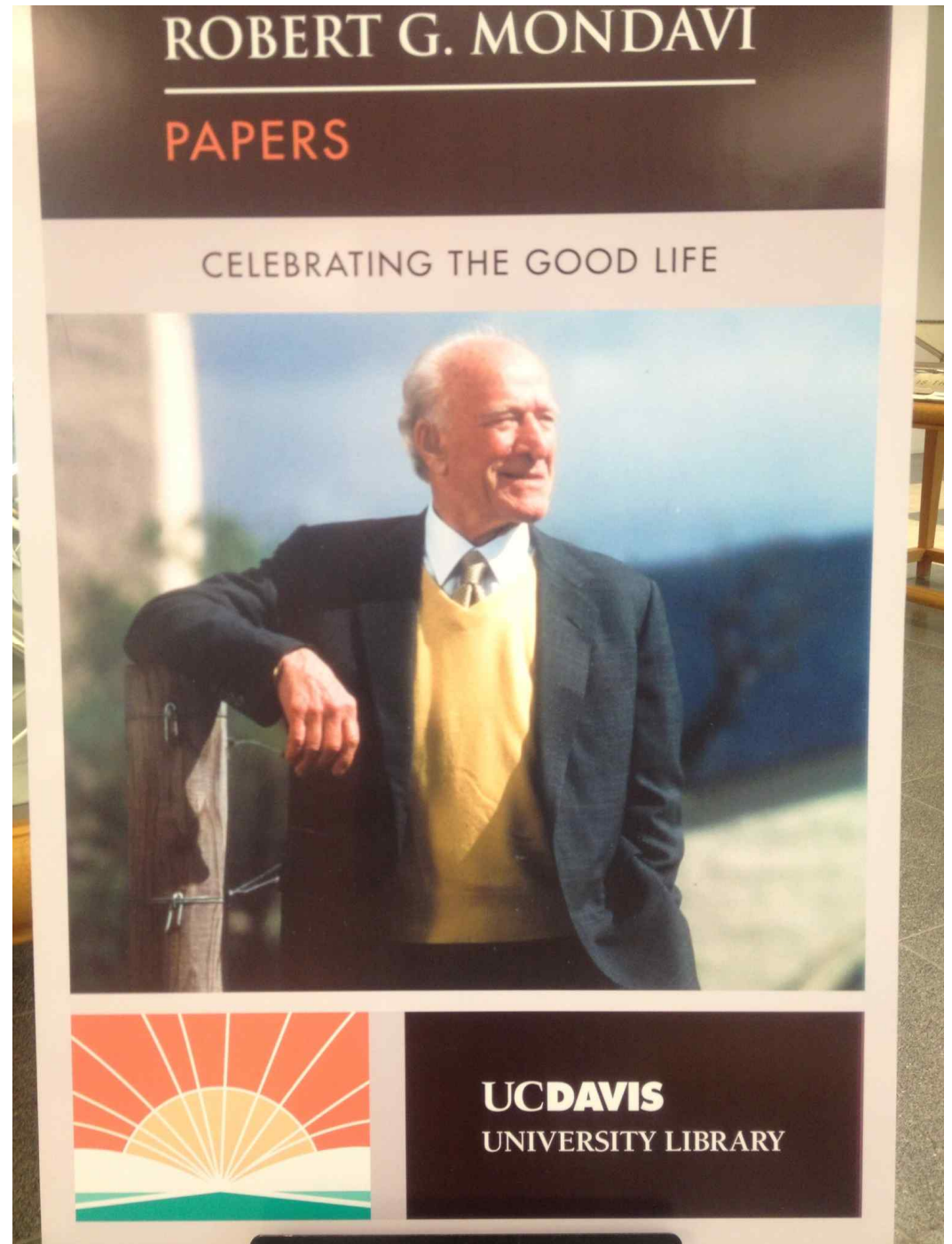
Education, Law, Management, Medicine, Veterinary Medicine and the Betty Irene Moore School of Nursing



**Robert Mondavi Institute
for Wine and Food Science**

Mondavi Center





EDUCATIONAL OPPORTUNITIES

101

Number of undergraduate majors

90

Number of graduate programs

8.7 million

Number of items the University Library patrons have access to, including books, journals, music, maps, etc. in print and digital formats

23

Number of intercollegiate sports (14 for women, 9 for men)



ARC
(Activities and Recreation Center)

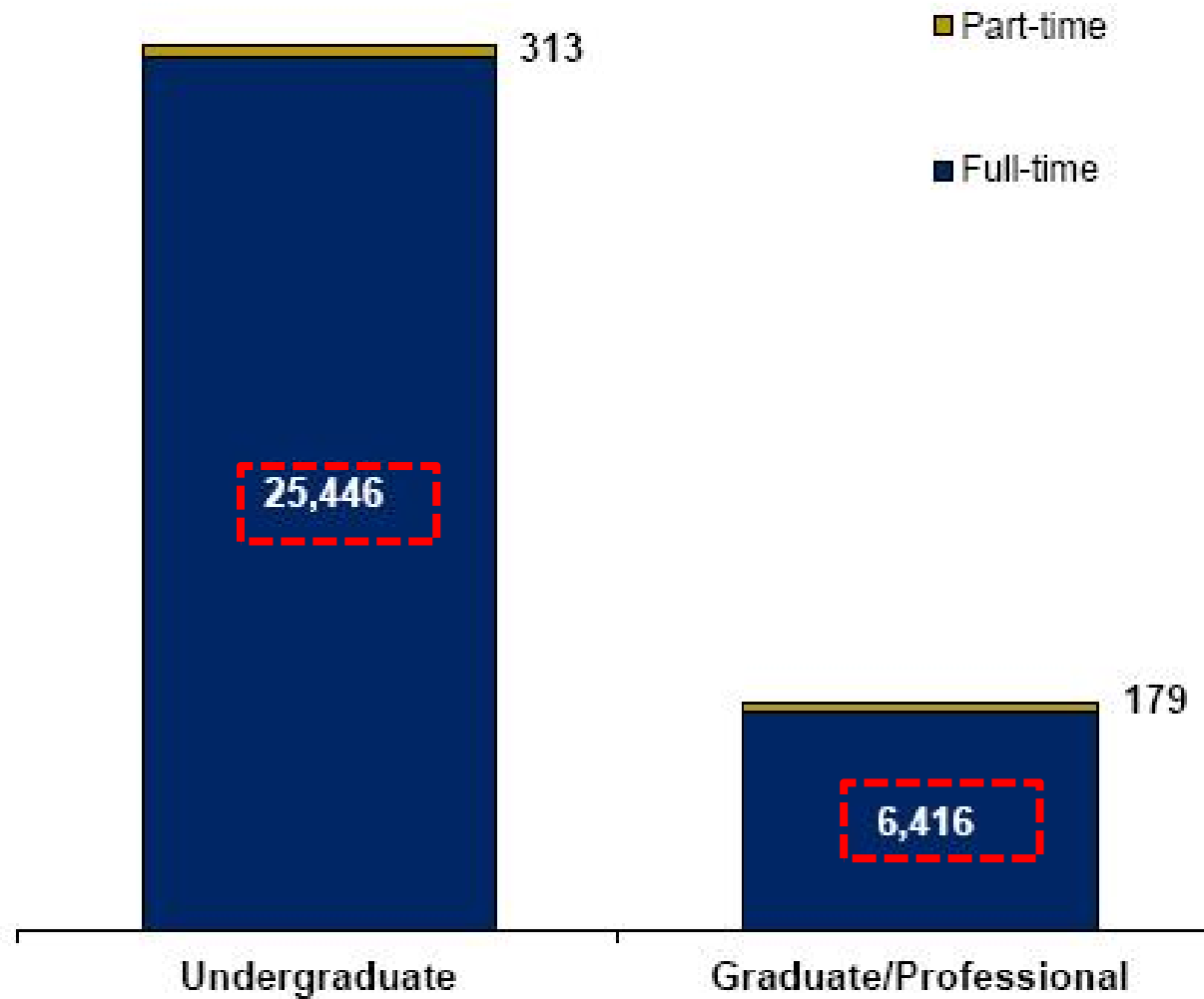


Shields Library

TOTAL NUMBER OF STUDENTS

32,354

Student Level and Enrollment Status



UNDERGRADUATE PROFILE

Total		25,759
--------------	--	---------------

Gender

Women	14,267	55%
Men	11,492	45%

Race/Ethnicity

US Citizens and Immigrants

African American / Black	817	3%
American Indian / Alaskan Native	240	1%
Asian / Pacific Islander	10,437	41%
Hispanic	4,216	16%
White	8,240	32%
Race/Ethnicity Unknown	712	3%

International	1,097	4%
----------------------	-------	----

Age

Average Age	21
Percent of Undergraduates Age 25 or Older	5%

Student Level/Class	Total UC Davis
Academic	
Freshmen	5,480
Sophomore	4,255
Junior	7,000
Senior	8,873
Degree-seeking undergraduates	25,608
Post baccalaureates (teaching credential)	151
Total Undergraduates	25,759
Masters	875
Doctoral D1	2,027
Doctoral D2	1,257
Total Graduate Academic	4,159
General Campus Professional Programs	
Law (JD)	568
MBA (Full Time)	89
Capital Area N.EdD Ed Leadership	69
Health Informatics	21
Total General Campus Prof Progs	747

All Students

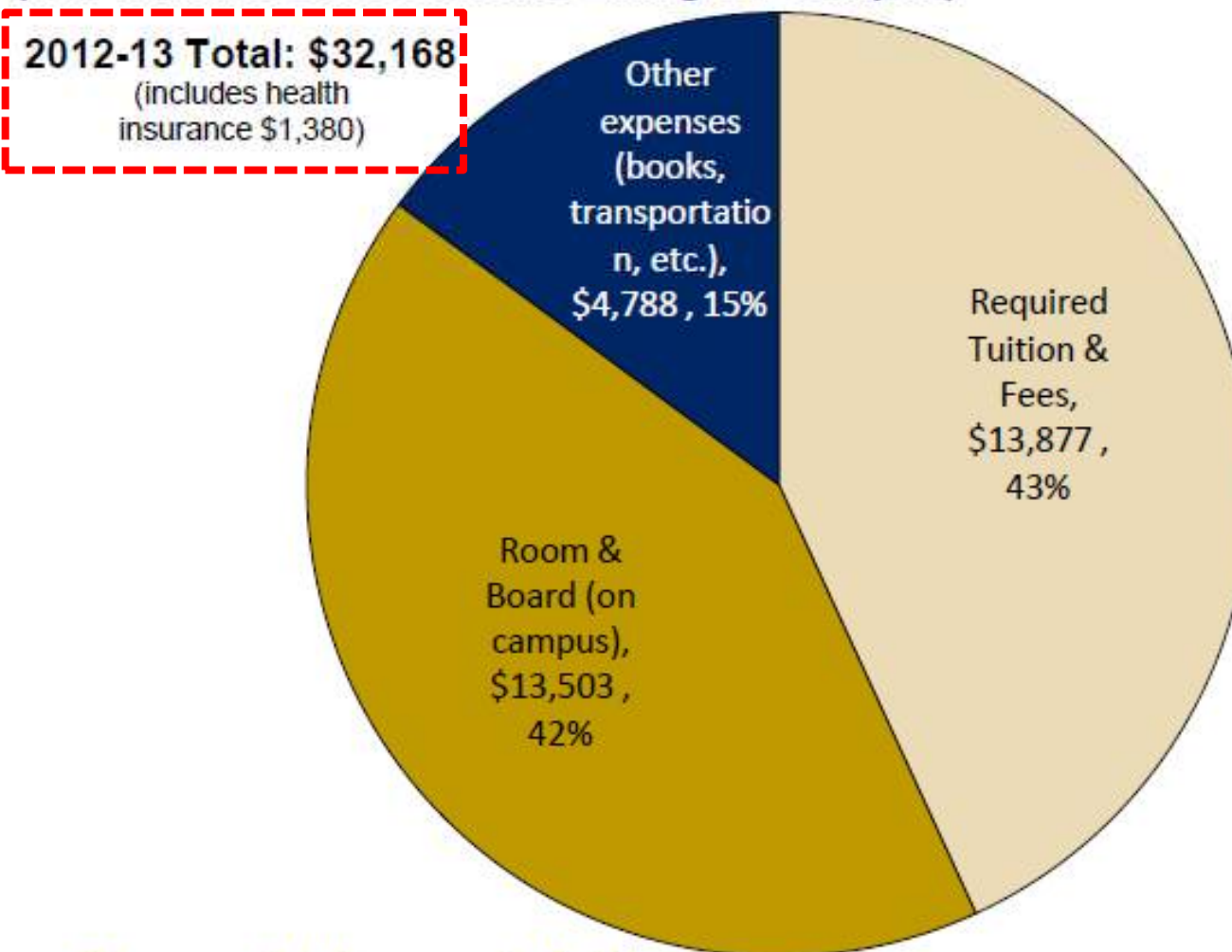
Ethnicity:	2005	2006	2007	2008	2009	2010	2011	2012
African-American/Black	685	751	821	835	859	914	930	984
American Indian/Alaska Native	178	170	207	200	214	265	288	332
Chinese-American/Chinese	4,552	4,844	4,921	5,104	5,168	5,140	5,423	5,890
East Indian/Pakistani	905	1,006	1,053	1,130	1,246	1,340	1,460	1,553
Filipino/Filipino-American	1,138	1,083	1,056	1,049	1,063	1,095	1,074	1,177
Hispanic-other	36	34	35	30	30	25	13	6
Hawaiian	1	1	2	2	1	1		
Japanese American/Japanese	532	551	505	516	534	502	537	578
Korean-American/Korean	783	816	845	832	842	868	946	975
Latino/Other Spanish	736	797	855	916	1,004	1,079	1,171	1,287
Mexican-Am/Mexican/Chicano	2,044	2,208	2,328	2,561	2,772	3,074	3,365	3,583
Other Asian	746	845	951	1,008	1,004	1,054	1,076	1,109
Other	623	626	638	659	698	518	328	194
Pacific Islander. other	254	203	145	139	142	128	122	106
Puerto Rican	11	6	7	9	9	8	6	3
SE Asian;not Vietnamese	22	20	23	27	41	36	22	17
Vietnamese	1,387	1,468	1,447	1,457	1,498	1,559	1,641	1,704
White/Caucasian	11,427	11,355	11,068	11,436	11,806	11,833	11,741	11,475
Decline to State/Unknown	2,755	2,844	2,889	2,658	2,316	1,953	1,589	1,381
TOTAL	28,815	29,628	29,796	30,568	31,247	31,392	31,732	32,354

Ethnicity:	2012
African-American/Black	984
American Indian/Alaska Native	332
Chinese-American/Chinese	5,890
East Indian/Pakistani	1,553
Filipino/Filipino-American	1,177
Hispanic-other	6
Hawaiian	
Japanese American/Japanese	578
Korean-American/Korean	975
Latino/Other Spanish	1,287
Mexican-Am/Mexican/Chicano	3,583
Other Asian	1,109
Other	194
Pacific Islander. other	106
Puerto Rican	3
SE Asian;not Vietnamese	17
Vietnamese	1,704
White/Caucasian	11,475
Decline to State/Unknown	1,381
TOTAL	32,354

Costs of Attendance and Financial Aid

[More](#)

Typical Undergraduate Cost per Year without Financial Aid (Full-Time, In-State Students Living On Campus)



Test(s) Required for Admission

SAT or ACT

Middle 50% of Score Range

50% of enrolled students have test scores in the following ranges (25% have scores above and 25% have scores below).

Entering New Freshmen SAT Scores

Math	570-690
Critical Reading	520-640
Writing	540-660

GPA Ranges

Freshmen High School GPA (5-point scale)	3.9 - 4.1
Transfer Student GPA (4-point scale)	3.1 - 3.6

FUNDING

\$750 million

Research funding in 2011-12

8,250억원

\$132 million

Private support in 2011-12

1,452억원

\$714.5 million

Total UC Davis endowment

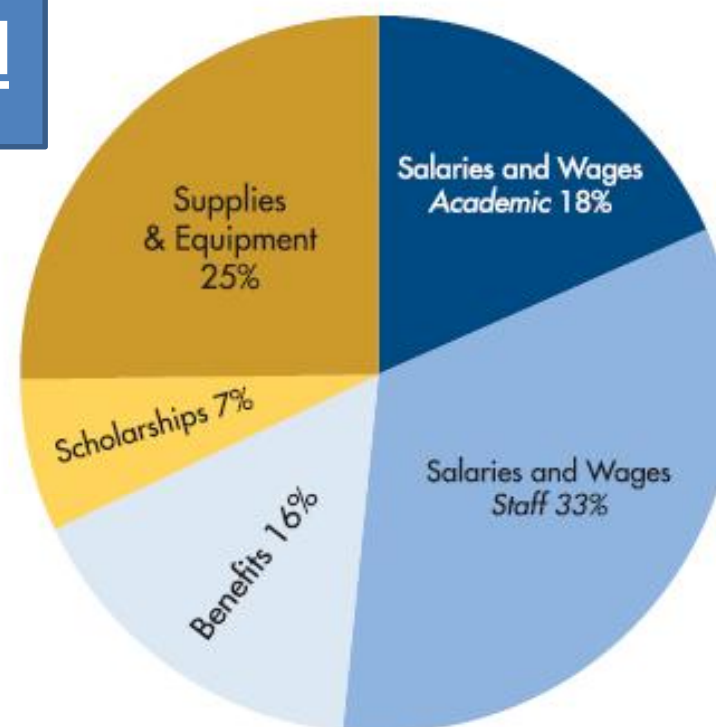
7,860억원

2011-2012 Operating Expenses—All Funds

2011–2012 Base Budget
UC Davis Operating Expenditures
 \$3.2 Billion

3조5천억원

Unit	Amount (Millions)	% of Total
Instruction and Academic Support	\$ 766	24%
Research	\$ 508	16%
Student Services and Financial Aid	\$ 321	10%
Operation and Maintenance	\$ 95	3%
Auxiliary	\$ 96	3%
Institutional Support	\$ 147	5%
Public Service	\$ 63	2%
Medical Center	\$ 1,217	38%
Total Expenses	\$ 3,213	100%



UC Davis Employee Population by Fund Source (FTE)

Unit	State & Tuition	Health Science	External & Other	Total
Ladder Faculty	1,121	44	66	1,231
Academic	628	516	1,634	2,778
Staff	3,235	7,326	3,634	14,195
Students	1,369	533	1,480	3,382
Total FTE	6,353	8,419	6,814	21,586

Note. Most of the campus's resources are used to pay for people. Almost 70% of the campus expenditures are for either salaries and wages or employee benefits. When the medical center is excluded from the calculation, the share of resources dedicated to personnel costs climbs to 80%. Operating expenses do not reflect capital expenditures or debt service payments.



Water Towers



STUDENT POPULATION	2011-12
Total Student Population	31,236
On-Campus	29,323
Off-Campus ²	1,913

General Campus

Undergraduate	23,844
Post Baccaulareate	135
Graduate	4,495
Self-Supporting Programs ³	495
Total General Campus Students	28,969

Health Sciences

Health Science Graduate Academics	251
Health Science Professional Students	1,095
Interns/Residents	921
Total Health Science	2,267

FACULTY & STAFF POPULATION (Excludes student employees)

2011-12

Total Faculty and Staff Population 23,048

On-Campus 11,563

Off-Campus² 11,486

Faculty 2,236

Staff 18,090

Affiliated (Agriculture & Natural Resources) 896

Without Salary Employees 1,828

Health Sciences

Health Science Graduate Academics 251

Health Science Professional Students 1,095

Interns/Residents 921

Total Health Science 2,267

Rankings : Highlights

- ✓ **1st** among 96 of [“America's Coolest Schools”](#) 2012, *Sierra* magazine's sixth annual ranking of the greenest universities (a publication of the Sierra Club)
- ✓ **1st** among national universities in [number of faculty papers written in the field of ecology and the environment, agriculture, entomology, food science and nutrition, and plant and animal sciences](#) (*ScienceWatch*)
- ✓ Tied **for 1st** among research universities (with UC Berkeley and Penn State) as the [top producer of U.S. Fulbright Scholars, 2012-13](#)
- ✓ **5th** among U.S. universities in the number of international scholars (“[Open Doors 2010 Report on International Educational Exchange](#)”)

✓ **7th** among public universities and **27th** among public and private universities

✓ **7th** among the [20th Best Colleges for Socially Conscious Students](#) (2012)

✓ **8th** among public research universities nationwide and **38th** among public and private research universities

✓ **8th** among U.S. universities based on our contributions to society

✓ **10th** happiest U.S. college campus

✓ **14th** in research funding among U.S. ranked public universities and **22nd** for public and private universities

Faculty research excellence

1st among national universities for the number of papers published in [environment/ecology](#) 2005-09 (ScienceWatch)

1st among national universities for the number of papers in peer-reviewed journals in [agricultural sciences](#)(ScienceWatch)

1st among national universities for the number of papers in peer-reviewed journals in [food science and technology](#) (ScienceWatch)

1st among national universities for the number of citations in peer-reviewed journals in [plant and animal sciences](#) (ScienceWatch)

1st among national universities for the number of papers in peer-reviewed journals in [soil sciences](#)(ScienceWatch)

1st among national universities for the number of papers in peer-reviewed journals in [veterinary sciences](#) (ScienceWatch)

Academic programs

Agriculture

Agriculture and forestry #1 ([QS World University Rankings 2013](#))

Agricultural sciences #1 (Thomson Reuters *ScienceWatch* 2011)

Agriculture/agronomy #1 (Thomson Reuters *ScienceWatch* 2009)

Food Science


Food science and nutrition: #1 (Thomson Reuters *ScienceWatch* 2010)

Nutritional biology: **Between #1 and #15** among 44 programs (National Research Council 2010)

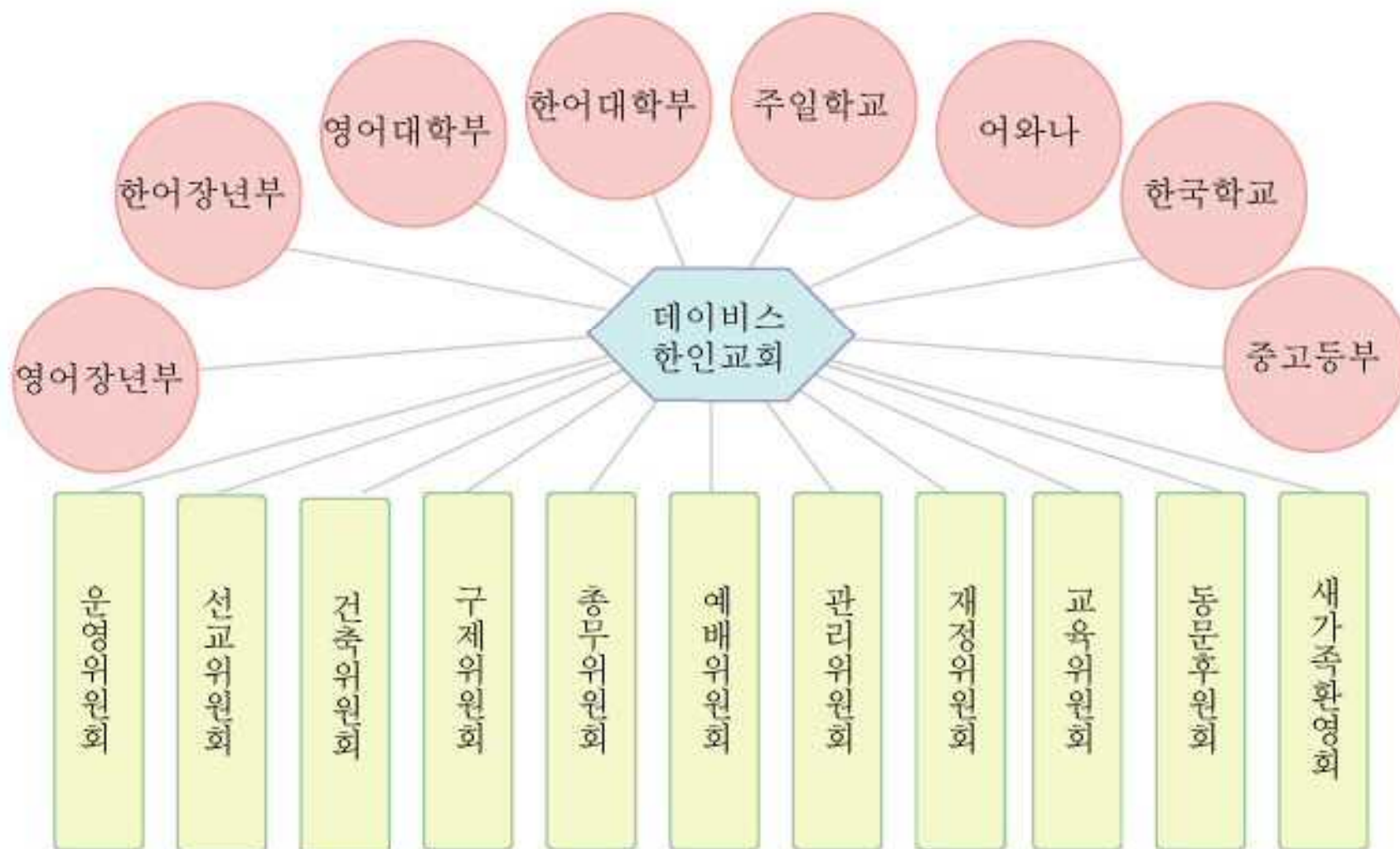
Food science: **Between #4 and #17** among 31 programs (National Research Council 2010)

Economic impact

- UC Davis is a powerful economic engine for Northern California, generating \$6.9 billion in annual economic activity and accounting for 69,000 jobs.
- A December 2011 economic analysis found that for every two jobs at UC Davis, an additional 1.2 jobs were created in other sectors of the region's economy in 2009-10, the year studied.
- Overall, UC Davis' two campuses — in Davis and Sacramento — constitute the second-largest individual employer in the Sacramento region, behind only the state of California.



데이비스 한인교회 (Davis Korean Church)



	예배 및 집회	시 간	장 소
주일 예배	영어부	오전 9:30	선교관
	한어1부	오전 9:15	믿음관
	한어2부	오전 11:50	선교관
	중고등부 (YG Worship)	오전 11:50	믿음관
	한어 대학예배 (GOT)	오전 11:50	선교관
	영어 대학예배 (Vine)	오전 9:30	선교관
	어린이예배	영어권 오전 9:30 한어권 오전 11:50	선교관
수요저녁 사역	한어부 수요일예배	수요일 오후 7:00	선교관
	어린이 AWANA 사역	수요일 오후 6:30 (여름학기 사역없음)	본당

금요심야기도회	금요심야기도회	금 오후 7:30	선교관
새벽 예배	새벽기도회	월-금 오전 5:45	선교관
토요비전예배	토요일 아침 비전 기도회	토 오전 7:00	선교관
영어부 Chapel Hours	EM Chapel Hours	월~목 오후 10:00	선교관
대학부경건의 시간	Collegiate Daily Devotional Hours	월~금 오전 7:00	UCD

